

*Quality  
is a ultimate  
winner*

**EVEREST**<sup>®</sup>  
**Everest**  
METAL INDUSTRIES  
SINCE 1982...





## *Company Profile*

**“EVEREST”** was established in 1982. Since the day of inception, we have a principle of **“Best Possible Quality at Least Possible Cost under Most Dedicated Service.”** Beginning in a small space, we now have a State of an Art factory spread over an area of 25000 Sq. Ft. We very well understand the requirements of our customers and our full attention is concentrated for the quality which includes the accurate specification, durable and attractive finishes and above all the most competitive pricing. All of these have become possible due to adoption of modern machineries and technology. The R&D team is employed for updating of technology and QC team to have constant control and vigilance on quality right from selection of raw-material to the last minute of checking and packing.

Adoption of such a policy and strict adherence of principle has bestowed the highest satisfaction of our worldwide customers. We are very well known for the highest ratio of Cost: Quality. Your search for quality Brass Sanitary Products ends with us for which a Trial is earnestly solicited.



## Quality Policy

Like Mount **EVEREST**, we have a policy to touch the highest quality standards. Full attention is being concentrated on following aspects:


**Specification:** Constant Vigilance are adopted by our QC team for the correct and accurate dimensions of the products at all occasions.

**Strengths:** Beside the accuracy utmost care is taken for the longevity of the products we manufacture by packing them very well so that they are in the best conditions for use.

We have an ISO 9001:2008 which backs our above policies.



## Brass Female Inserts



### BRASS FEMALE INSERTS

#### Size for Female Inserts

1/2" 3/4" 1" 1 1/4" 1 1/2" 2" 2 1/2" 3"

#### Finishing

Brass Plain Chrome plated Nickel Plated Tin Plating

#### Threads ISO Metric (MM Threads)


7/1 228 BSP BSPT BA BSW NPT UNC UNF UNEF

#### Note

Any thread standard and Sizes as per customer requirements and specifications

All products are in available in High Brass, Alpha-beta Brass or any free special composition as per requirements.

## Brass Lock Nuts



## Brass Bathtub Accessories



BRASS WASH BASIN ZALI/PUSH TYPE

**Size** 1.1/4" 1.1/2"

### BRASS LOCK NUTS

**Size**

1/2" 3/4" 1" 1 1/4" 1 1/2" 2" 2 1/2" 3"

**Finishing**

Brass Plain Chrome plated Nickel Plated Tin Plating

**Threads ISO Metric (MM Threads)**


7/1 228 BSP BSPT BA BSW NPT UNC UNF UNEF

**Note**

Any thread standard and Sizes as per customer requirements and specifications

All products are in available in High Brass, Alpha-beta Brass or any free special composition as per requirements.

## Brass male Inserts



### BRASS MALE INSERTS

#### Size for Male Inserts

1/2" 3/4" 1" 1 1/4" 1 1/2" 2" 2 1/2" 3"

#### Finishing

Brass Plain Chrome plated Nickel Plated Tin Plating

#### Threads ISO Metric (MM Threads)

7/1 228 BSP BSPT BA BSW NPT UNC UNF UNEF


#### Note

Any thread standard and Sizes as per customer requirements and specifications

All products are in available in High Brass, Alpha-beta Brass or any free special composition as per requirements.



## Brass Tank Inserts



## Brass Tank Connector



### BRASS TANK INSERTS / CONNECTOR

#### Size

1/2" 3/4" 1" 1 1/4" 1 1/2" 2" 2 1/2" 3"

#### Finishing

Brass Plain Chrome plated Nickel Plated Tin Plating

#### Threads ISO Metric (MM Threads)

7/1 228 BSP BSPT BA BSW NPT UNC UNF UNEF

#### Note

Any thread standard and Sizes as per customer requirements and specifications

All products are in available in High Brass, Alpha-beta Brass or any free special composition as per requirements.

## Brass Elbow



## Brass Chrome Plated Extension Bush



### CP SOCKET

Size 1/2" 3/4" 1"

### CP TEE

Size 1/2" x 1/2" 3/4" x 3/4"

### CP ELBOW

Size 1/2" x 1/2" 3/4" x 3/4"

### C.P. EXTENTION PCS

Size 1/2" x 5mm 1/2" x 10mm 1/2" x 15mm 1/2" x 20mm 1/2" x 25mm 1/2" x 30mm 1/2" x 40mm 1/2" x 50mm

### C.P. REDUCER EXT. PCS

Size 1/2" x 3/4" x 15mm 1/2" x 3/8" x 15mm

### FOR ABOVE PRODUCTS

Threads ISO Metric (MM Threads) 7/1 228 BSP BSPT BA BSW NPT

### Note

Any thread standard and Sizes as per customer requirements and specifications

All products are in available in High Brass, Alpha-beta Brass or any free special composition as per requirements.



## Brass Bush & Nipple



**BRASS HEX NIPPLE**

**Size** 1/2" x 1/2" 3/4" x 3/4" 1" x 1" 1.1/4" x 1.1/4" 1.1/2" x 1.1/2" 2" x 2" 3" x 3"

**BRASS FEMALE HOSE NIPPLE**

**Size** 1/8" to 1"

**C.P. CONICAL NUT WITH NIPPLE 3 PCS SET**

**Size** 1/2" x 3/8"

**C.P. CONICAL NUT WITH 4 PCS SET**

**Size** 1/2"

**BRASS MALE HOSE NIPPLE**

**Size** 1/8" to 1"

**REDUCING BUSH**

**Size** 1/2" x 3/8" 1/2" x 3/4" 1" x 1/2" 1.1/4" x 1" 1" x 3/4"

**Note**

Any thread standard and Sizes as per customer requirements and specifications

**FOR ABOVE PRODUCTS**

**Threads ISO Metric (MM Threads)** 7/1 228 BSP BSPT BA BSW NPT

All products are available in High Brass, Alpha-beta Brass or any free special composition as per requirements.

# Brass Pipe Fittings



**Finishing**

Brass Plain | Chrome plated | Nickel Plated | Tin Plating

**Threads ISO Metric (MM Threads)**

7/1 | 228 | BSP | BSPT | BA | BSW | NPT | UNC | UNF | UNEF

**Note**

Any thread standard and Sizes as per customer requirements and specifications

All products are in available in High Brass, Alpha-beta Brass or any free special composition as per requirements.

# Brass Pipe Fittings



**Finishing**

Brass Plain | Chrome plated | Nickel Plated | Tin Plating

**Threads ISO Metric (MM Threads)**

7/1 | 228 | BSP | BSPT | BA | BSW | NPT | UNC | UNF | UNEF

**Note**

Any thread standard and Sizes as per customer requirements and specifications

All products are in available in High Brass, Alpha-beta Brass or any free special composition as per requirements.



Phones: +91-288-2560827, 2560828  
Fax: +91-288-2561066  
email: [info@everestmetal.com](mailto:info@everestmetal.com)  
website: [www.everestmetal.com](http://www.everestmetal.com)

C-2/107, GIDC Industrial Estate,  
Shanker Tekari,  
Jamnagar-361 004,  
Gujarat (India)